



LANCASTER

CUSTOM CRAFTED UPHOLSTERY

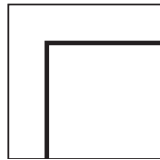
STYLE 100



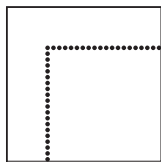
A • Boxed Edge



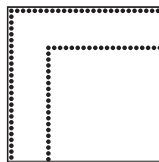
B • Boxed Edge with Nailhead Trim




C • 4" Flat Roll Single Welt



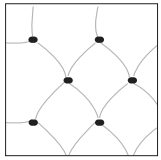
D • 4" Flat Roll Single Nailhead Trim



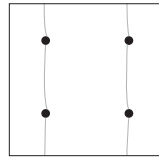
E • 4" Flat Roll Double Nailhead Trim




F • Mock Button Tufting



H • Diamond Button Tufting



I • Channel Button Tufting



J • Biscuit Button Tufting



100 Headboard Only		COM Solid
Twin	43"W x 56"H	4.5yds
Full	58"W x 56"H	5yds
Queen	64"W x 56"H	
King	80"W x 56"H	6
Cal King	76"W x 56"H	
100 Standard Bed		COM Solid
Twin	45"W x 56"H x 86"D	10
Full	60"W x 56"H x 86"D	12
Queen	66"W x 56"H x 91"D	
King	82"W x 56"H x 91"D	13
Cal King	78"W x 56"H x 95"D	
100 Platform Bed		COM Solid
Twin	39"W x 56"H x 81"D	10
Full	54"W x 56"H x 81"D	12
Queen	61"W x 56"H x 86"D	
King	77"W x 56"H x 86"D	13
Cal King	73"W x 56"H x 90"D	

Add 2 additional yards for Style H -Diamond Button Tufted
Contact us for pattern repeat yardage requirements